


# THE NORTH VIEW NEWS



**NATIONAL NIGHT** is a unique crime and drug prevention event geared to:

1. Heighten crime and drug prevention awareness;
2. Generate support for, and participation in, local anticrime programs;
3. Strengthen neighborhood spirit and police-community partnerships; and
4. Send a message to criminals letting them know that neighborhoods are organized and fighting back.

This year it will be held on **Tuesday, August 2, 2005**. at the North View pool at 6:00 p.m. to 9:00pm. Refreshments will be served from 6:00 to 8:00, which will include hot dogs, potato chips and a drink along with a snow cone and popcorn machine. All we need is plenty of smiling faces that are ready to meet not only our board but also your neighbors, Constables and Firemen.

A drawing will be held for a Hurricane Supply Basket.



**BEFORE**

- ❑ Keep your radio tuned continuously to News Radio 740 KTRH. Make certain the batteries are fresh in your portable radio. Listen for advisories and updates.
- ❑ Stay away from beaches and other low-lying areas, which may be swept by high tides or storm waves. Leave early! Roads to high ground may become impassable hours before the hurricane hits land.
- ❑ Store anything that could blow away: garbage cans, garden tools, furniture, and plants. Remove tree limbs that could fall on your house or power lines.
- ❑ Lock garage doors. Awnings should be tied securely or taken down. Board up windows.
- ❑ Do not drain your swimming pool. Turn off all electrical pool equipment. Add extra chlorine to avoid contamination.
- ❑ Boats should be hauled out or moored strongly. Do not try to secure your boat in rough water.
- ❑ Make certain your car is safe - preferably in a garage. Fill your tank with gasoline.
- ❑ Keep your flashlight in good working order. Be very careful if you use candles and/or portable cooking equipment.
- ❑ Fill clean containers with drinking water. Put large water containers in the bathroom. Toilets will not flush if your water supply is interrupted. Fill bathtub.
- ❑ Be sure to have plenty of non-perishable food on hand.
- ❑ Fire can be a serious problem. Have a good fire extinguisher (for A, B, & C type fires) nearby. An alternative is a bucket of sand.

**DURING**

- Keep your radio tuned continuously to News Radio 740 KTRH for frequent hurricane updates.
- Stay inside! Leave only if instructed to evacuate.
- If you must drive, watch for fallen trees and electrical wires, and flooding.
- Keep one window slightly open on the leeward side of your house. If a window breaks, go to an interior room to avoid injury from flying glass.
- Use your telephone for emergency calls only.
- If the eye of the storm passes over your house, stay inside! The winds will return suddenly - possibly with even greater force.

**AFTER**

- Many precautionary steps must be taken after a hurricane passes. News Radio 740 KTRH will provide necessary information.
- Stay away from disaster areas! Stay away from broken and low-hanging power lines. Notify police or the utility company of the damage.
- Stay home! Do not drive!
- Open freezers and ice chests only when necessary until power is restored.
- Make a list of storm damage to your home. Take photographs of the damage.

**HURRICANE TERMS**

- Tropical Disturbance - a moving area of thunderstorms of tropical origin that maintains its identity for more than 24 hours.
- Tropical Depression - a rotary circulation at the surface of water with sustained winds of 38 mph or less.
- Tropical Storm - A rotary circulation at the surface of water with sustained winds between 39 and 73 mph.
- Hurricane - A tropical cyclone with sustained winds of 74 mph or more.
- Hurricane Watch - The first alert given by the National Weather Service when a hurricane poses a possible, but as yet uncertain, threat to a specific coastal area. Small craft are advised to stay in port during a Hurricane Watch.
- Hurricane Warning - A Hurricane Warning is a notice to act. It means that a hurricane is expected to reach a coastal area within 24 hours with sustained hurricane force winds and dangerously high waters and/or waves.
- Eye - The relative calm area in the center of a storm. Winds are light in this area and the sky is often only partly covered by clouds.
- Flash Flood Watch - A flash flood is possible in the area. Stay alert and stay tuned to News Radio 740 KTRH.
- Flash Flood Warning - A flash flood is imminent. Take immediate action.

**HURRICANE DANGERS**

**STORM SURGE** This is the number one killer in all hurricanes. A storm surge is a rise of water caused by the forward motion of a hurricane toward the coast. The water level at the threatened coast will start to rise gradually as the hurricane approaches, then as the eye wall approaches the water level increases rapidly like a bulldozer shoving dirt. The rise in the water is also dependent upon the slope of the continental shelf. The steeper the slope the greater the storm surge for a given storm and speed. The highest surge is located just to the right of the "eye". A storm surge can range from a few feet to 25 feet.

**STORM TIDE** This is the height of the normal astronomical tide plus the storm surge.

**WINDS** The second most dangerous aspect of the hurricane. A doubling of the wind speed increases the destructive force four times! Shallow rooted trees can be blown down more than 100 miles inland and flying debris can cause considerable damage as large objects become airborne. The highest winds are generally just ahead and to the right of the "eye". In many storms, pressures fall and winds increase briefly just after landfall. This is caused by the enhancement of convection due to increased low-level convergence in the eye wall region.

**INLAND FLOODING** All tropical systems, including hurricanes, can cause torrential rainfall and widespread flooding at inland areas. This is particularly true with slow moving systems.

**TORNADOES** The cyclonic turning of the winds in and around a hurricane or tropical storm can spawn numerous tornadoes. In some cases the damage caused by the tornadoes can exceed the actual damage by the hurricane itself.

**EVACUATION TIPS**

**IF YOU PLAN TO EVACUATE**

1. Take along valid identification, insurance documents, property inventories and personal papers in a waterproof box.
2. Take along personal toiletries, blankets, pillows, any medications and an AM radio tuned to News Radio 740 KTRH
3. Turn off main gas valve to house.
4. Sterilize, then fill water containers, sinks, and bathtubs then turn off main water to house and drain lines.
5. Close drapes and lock all windows and doors
6. Leave a two-week supply of food and water for your pets (shelters do not accept pets). Make sure all pets have proper identification.
7. Turn off electricity at main box.

**SAFFIR-SIMPSON HURRICANE INTENSITY SCALE**

CATEGORY	WIND/MPH	DAMAGE
1	74-95	MINIMAL
2	96-110	MODERATE
3	111-130	EXTENSIVE
4	131-155	EXTREME
5	156-UP	CATASTROPHIC


## YARD Etiquette



After you have mowed your lawn, although blowers are convenient and quick, it is still necessary to gather up all grass, leaves and trash from your yard as well as any that have strayed into the street or your neighbors' yard. **DO NOT** blow debris into the drains. Do not burn leaves or debris as trash burning is prohibited in the subdivision.



**DO NOT LEAVE CLIPPING AT THE CURB. PLACE OUT THE NIGHT BEFORE TRASH DAY.**



Well the dog days of summer are here!!! And it appears they will be with us for a while. Nevertheless, let's not forget that right around the corner is the beginning of our school year.



Yup, we only have a few weeks before we will be reminded of the school zones and school buses. Those of us with school age children, will have to think about getting those uniforms, school supplies, bus schedule etc.... and on and on an on. All of us will have to be reminded of the **SCHOOL ZONES** and school bus stops. Around this time, there is more activity in the streets and we need to be mindful of this.

# School begins on August 16, 2005.

**Meyer Elementary School**  
A Recognized School  
in Spring ISD  
281-586-2680

Home of the Meyer Mustangs



Lenny Hardoin, Principal  
Deborah Klemcke, Assistant Principal  
Diane Sconzo, Assistant Principal

Meyer is a standardized dress school: blue and khaki colored pants, shorts, skirts, and jumpers. Shirts are solid colors with no stripes or logos, etc. (red, white, blue, green, and yellow). All styles of shirts are acceptable except tank tops and sleeveless.


**School hours: 8:00 - 3:00.** Students arrive between 7:40 and 8:00. Breakfast served until 8:00 daily. Students are tardy after 8:15. Lunch and breakfast prices are available at the school. Students may enroll. For free/reduced lunch program based upon family income. **Buses** will arrive daily between 7:00 and 7:35. SISD transportation Phone # is 281-355-3070 for more info. Class lists will be posted on the front doors of the school beginning the week of Aug. 9th. **School folders** will be sent home the first day of school with parent paper work and required forms for all students. PTO membership is available and will be sent home within two weeks.

**BAMMEL MIDDLE SCHOOL**

*Home of the Patriots*

281 586 2600

**WESTFIELD HIGH SCHOOL**



16713 Ella Blvd.  
Houston, Texas 77090-4298  
(281) 586-1300

**PLEASE BE AWARE!!**  
NORTH VIEW COMMUNITY  
**DOES HAVE SEX**  
OFFENDERS IN OUR AREA.

Information can be accessed via email at **HYPERLINK**

<http://www.co.harris.tx.us.\pct.4>

Or you may contact

Harris County Precinct #4 at 281-376-3472.



**ACC**

Prior approval is necessary for all exterior modification or additions. This includes Basketball goals and fences.

## JUNE YARD OF THE MONTH

**CONGRATULATIONS**  
TO THE HOMEOWNERS AT  
16406 NORTH MIST

&

**903 GARDEN LANE COURT**

They each received a \$25.00 Gift Certificate from Summit Landscape.

**YARD OF THE MONTH GIFT CERTIFICATES PROVIDED BY**  
**SUMMIT**  
**LANDSCAPE**



